


DESCRIPTION

Fan Coil Assembly Unit is an equipment that includes elements to get the required airflow and heat transfer between the served room air and the chilled water system. It is designed for continuous operation.

Air is drawn into the unit through the inlet grill or a duct system and then passes through the filters.

The filtered air is led to the cooling section. Chilled water from the ship's chilled water system circulates through the cooling coil. A fan blows the cooled air upwards to drive into the duct the amount of conditioned air required to maintain the desired temperature within the space to be conditioned.

*Control System (See page 9).



Left version

APPLICATIONS

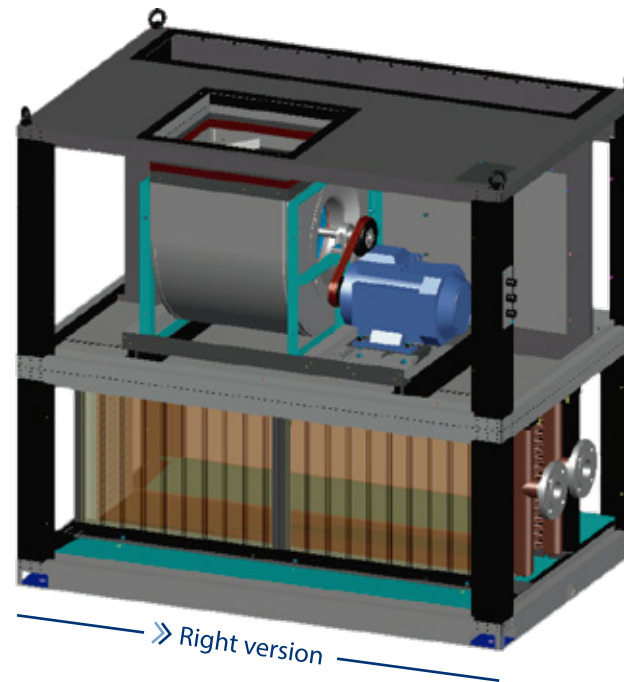
They are designed to operate serving only one space or several spaces at the same time, usually with similar thermal conditions.

MATERIAL SPECIFICATION

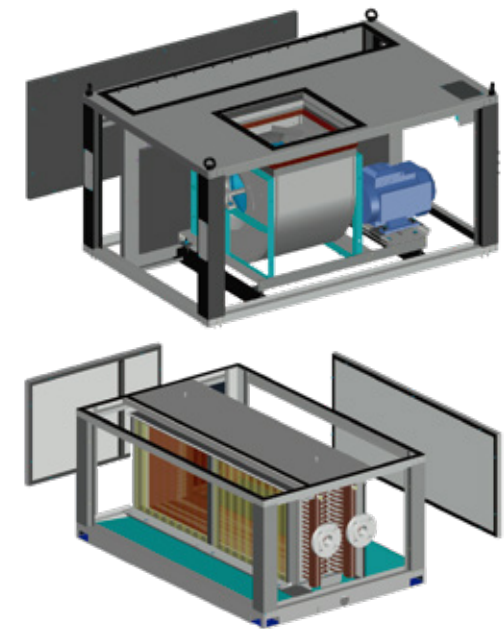
- › Cooling Coil**
 - Copper tubes
 - Copper or Aluminium fins
- › Casing**
 - Material: Aluzink coating
 - Finishing: RAL 7032 finishing
- › Insulation**
 - Marine mineral wool 25mm 100 kg/m³

SPECIAL UNITS:

- › Tailor Made Explosion proof units, to serve hazardous areas
- › Tailor made units considering the available installation and maintenance space on board and duct/water connections
- › Tailor made units could be designed to fulfill specific performance requirements (airflow, cooling power...)
- › Shock qualification according to project requirement



Right version



DATA SHEET

MODEL	COOLING CAPACITY (kW)	AIRFLOW (m ³ /h)	APPROX. DIMENSIONS (mm) Front x Depth x Height	APPROX WEIGHT (Kg)
FC 21	12	680 - 1300	1120 x 710 x 1270	260
FC 22	20	1360 - 2140	1120 x 710 x 1270	280
FC 23	30	1700 - 3200	1220 x 810 x 1270	300
FC 24	40	2550 - 4300	1290 x 940 x 1270	410
FC 25	60	3900 - 6450	1425 x 940 x 1330	450
FC 26	75	6450 - 8000	1425 x 940 x 1610	510